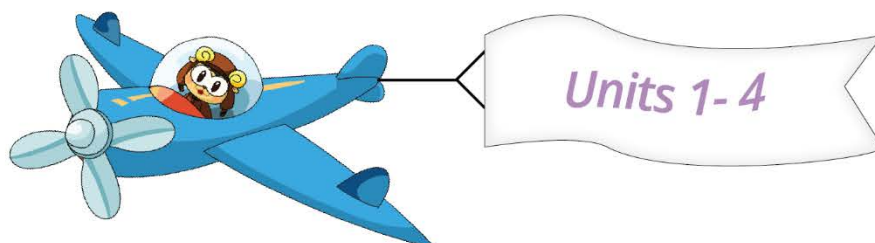


DynEd Kids Course

Student Workbook



My Agreement for Success!

This book belongs to: _____ ,
Name

I attend: _____ ;
School

and I agree to apply myself, to the best of my abilities,
in the classroom, laboratory and at home to
acquire and master the English language.

Signature

Date

Table of Contents

<i>Unit Themes.....</i>	<i>1</i>
-------------------------	----------

<i>Scope and Sequence of U1-U4.</i>	<i>2</i>
--	----------

<i>Unit 1 Exercises.....</i>	<i>4</i>
---------------------------------	----------

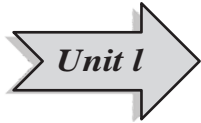
<i>Unit 2 Exercises.....</i>	<i>11</i>
---------------------------------	-----------

<i>Unit 3 Exercises.....</i>	<i>18</i>
---------------------------------	-----------

<i>Unit 4 Exercises.....</i>	<i>25</i>
---------------------------------	-----------

DynEd Kids - Unit Themes

Units 1-4

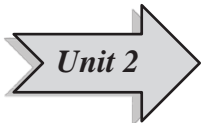


Dialogue: Introductions; Where is the lunchroom?

Listening: Introducing the characters, including their names, ages, grade levels and families; Describing school facilities and locations

Vocabulary: Family relations and objects around a school; Quiz

Games: Spelling game, Fill-in game and Matching game; reviewing basic vocabulary and grammar structures from the unit.

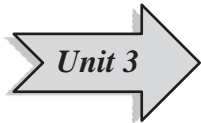


Dialogue: In the lunchroom; Jeff's stomach ache

Listening: Describing lunchroom; Describing the seating arrangement of the children and their relative location; Jeff's stomach ache.

Vocabulary: Spatial relationships; Describing food; Simple actions and directions; Quiz

Games: Spelling game, Fill-in game and Matching game; reviewing basic vocabulary and grammar structures from the unit.

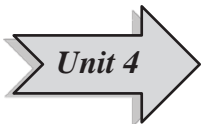


Dialogue: Playing volleyball

Listening: Describing the playground, the gym and the equipment; Describing the volleyball court, the position and the actions of the players; Describing the characters-what they look like and what they like to do.

Vocabulary: Physical description of people and animals, including size and simple comparison; Simple actions with special relationships; Describing common objects; Quiz

Games: Spelling game, Fill-in game and Matching game; reviewing basic vocabulary and grammar structures from the unit.



Dialogue: Jeff can't find his coat.

Listening: Describing the classroom-the number and location of the rows and desks; Presenting the class schedule; Retelling the story about how they find Jeff's coat.

Vocabulary: Describing clothes; Class schedule and times of day; Common actions; Quiz

Games: Spelling game, Fill-in game and Matching game; reviewing basic vocabulary and grammar structures from the unit.

Scope and Sequence: DynEd Kids – Units 3 & 4

Unit	Main Learning Points	Topics
1	<ul style="list-style-type: none"> • Possessive Pronouns: <i>my, her, his, your, their</i> • be, do, Contractions, Negation: <i>They're, He's, His, It's, She's, You're, We're new here. She doesn't have a sister. I'm hungry!</i> • Subject-verb agreement: <i>I am, she/he/it/they is/are</i> <i>She lives with - They live with - We can eat - The stairs are behind you. They are in the third grade.</i> • Present tenses: <i>The boy is going up the stairs. He has a little sister. They live with their parents. I want to eat lunch! We can eat in the lunchroom. Turn around!</i> • Locations: <i>on the first floor, at the school, in the lunchroom, downstairs</i> • Spatial Relationships: <i>behind, in front of, the stairs are behind you! near, next to</i> • Comparisons: <i>Sally is older than Diana.</i> • Wh- questions: <i>Where can we eat? Why do they want to eat? Who is Jeff's sister? What is behind Jeff?</i> • Order & Sequence: <i>first, last, second, third, the last letter in her name; on the first floor.</i> 	<ul style="list-style-type: none"> • New Kids at School • Introductions: <i>Hi! I'm Sally and this is Tom. What's your name?</i> • Personal Information: <i>age, name, school grade</i> • Family Relationships: <i>his sister, her brother, their grandparents, etc.</i> • Suggestions: <i>Let's have lunch together! Let's go!</i> • Agreement: <i>Me too!</i> • Vocabulary: <i>describing classroom objects and places, the window is open; the library, the music room</i> • Vocabulary Review: <i>objects, actions, colors, numbers, clock times</i> • Word Reading & Spelling: <i>a clock, yellow, stairs, a chair, grandparents, father, mother, a girl, a bird, etc.</i>
2	<ul style="list-style-type: none"> • Going to: <i>He's going to eat a hot dog. She's going to have noodles.</i> • Spatial Relationships: <i>across from, next to each other, near the window, on his right, behind them, between the two girls, on this side of the table, over there, etc.</i> • Quantity: <i>There aren't any soft drinks. They have too much sugar. He ate some candy. They didn't eat any candy.</i> • Present tenses: <i>are eating, are sitting, my stomach hurts, I'm feeling better. He always eats too much. He has a stomach ache.</i> • Past tense: <i>ate too much, didn't eat too much, etc.</i> • Wh- questions: <i>What is Jeff going to eat? Who is going to eat a sandwich? What is behind Tom? Where are they sitting? When does the lunchroom open? Why does Jeff have a stomach ache? How many chocolate bars did Jeff eat? Who ate some candy?</i> • Yes-No questions: <i>Are there any drinks? Is there any fruit?</i> 	<ul style="list-style-type: none"> • In the Lunchroom • Food – Likes and Dislikes: <i>I really like noodles; salads, tomatoes, milk, fruit juices</i> • Body Parts – Illness: <i>stomach, head, finger, sore throat, headache</i> • Requests – Wants: <i>I'd like a hot dog. I'll have noodles.</i> • Schedule: <i>The lunchroom is open from 11:30 until 1:00.</i> • Classroom actions: <i>walking to the door, walking away, putting up her left hand, etc.</i> • Vocabulary: <i>food and drink, types of food, describing food</i> • Word Reading & Spelling: <i>a salad, a library, next to, black, blue, green, twenty, etc.</i>

Scope and Sequence: *DynEd Kids* – Units 3 & 4


Unit	Main Learning Points	Topics
3	<ul style="list-style-type: none"> • Prepositions of location and direction: <i>in the back, away from the net, over the net, in the swimming pool, in the middle of the court, around the track, etc.</i> • Present tenses: <i>learn, climb, serve, play, go, stand; They are standing in the back. She likes to climb on the bars. He likes to play soccer. She likes to jump rope. Eddy can run very fast. Eddy has big teeth. Jeff wears glasses.</i> • Past tense: <i>served, went, hit; the ball went over the net and hit Jeff on his head.</i> • Comparisons: <i>Tom is taller than Eddy; Eddy is shorter than Tom; Diana is the same size as Jeff. Eddy is the shortest. He is shorter than the others.</i> • Wh- questions: <i>Where do you want me to stand? What do you want to do? Who is big and tall? Where does Jeff like to play? What went over the net?</i> • Yes-No questions: <i>Can we play too? Is it my turn? Does Jeff want to climb on the bars?</i> 	<ul style="list-style-type: none"> • Games and Activities • Description: <i>Tom is big and tall. Eddy is short, but he's fast. He has a blue nose and big teeth. They are the same size. Jeff wears glasses.</i> • Parts of the Body: <i>brown hair, black eyes, a blue nose, a big smile, big teeth, etc.</i> • Apology & Excuse: <i>Sorry! I didn't see it!</i> • Asking & Giving Directions: <i>Stand at the back. Is everyone ready? It's your turn.</i> • Request: <i>Can we play too?</i> • Animals: <i>elephant, cheetah, ants</i> • Playground Equipment: <i>slides, swings, bars, volleyball court, net</i> • Word Reading & Spelling: <i>short, between a circle, a watch, a bench, fingers, in line, etc.</i>
4	<ul style="list-style-type: none"> • Present progressive: <i>I'm looking for my coat. He is getting up from the chair. He is closing the book.</i> • Present tenses: <i>class begins at 7:30, answer questions, study arithmetic, have a break, they practice writing, you wear a hat on your head. Sweaters keep you warm in cold weather. etc.</i> • Past tense: <i>Your coat was on the floor. I picked it up and put it here. She found his coat on the floor.</i> • Reason and logical connection: <i>Why is my coat on your chair? Your coat was on the floor. So I picked it up and put it here. It was on the floor because he dropped it.</i> • There is (existential): <i>There is a light brown coat over there. There are four rows of desks and chairs. How many rows are there?</i> • Wh- questions: <i>What is Jeff looking for? What are you doing? What color is it? Where did Sally find his coat? What did Sally do with his coat? How many desks are there in each row? How long is their lunch break?</i> • Yes-No questions: <i>Do you see it? Is that your coat? Is it light brown or dark brown?</i> 	<ul style="list-style-type: none"> • Looking for Something • Colors & Clothing: <i>a light brown coat, dark brown, a purple scarf, a pair of black gloves, a yellow sweater, etc.</i> • Time & Duration: <i>Their lunch break is 50 minutes. They study geography between 9:35 and 10:15.</i> • Class Schedule: <i>Class begins at 7:30 in the morning. At 8:20 they have a 10 minute break. They study geography until 10:15.</i> • Comparative Location: <i>The first row is nearest to the door. The fourth row is farthest from the door.</i> • Classroom Description & Seating Arrangement: <i>Diana sits in the front of her row. Eddy sits in front of Sally.</i> • Word Reading & Spelling: <i>brown, a nose, a shirt, morning, across from, dress, a scarf, etc.</i>

EXERCISES

Exercise A

1. Write the correct word in the blank.

day	first	floor	grade
new	old	school	students

1.  This is the DynEd _____

2. These are two _____



3. They are in the 3rd _____

4. Here are two _____ students.



5. Today is their first _____

2. Circle the correct word.

Example: Sally is / are 9 years old.

1. Jeff and Diana is / are both 8 years old.

2. Jeff is Diana's brother / sister.

3. They live / lives with their parents.

4. Tom has / have a little sister.

5. Sally doesn't has / have a sister.

EXERCISES

Exercise B

1. Listen to the *Dialogs*. Write in the correct words.

Example: Hi. What's your name ?

1. Hi! I'm Sally and (a)_____ is Tom. What's (b)_____ name?
2. Hi! (a)_____ Jeff, and (b)_____ is Diana. (c)_____ my sister.
3. Hi Diana. (a)_____ both new here, right?
4. Yes, (a)_____ new (b)_____.
5. This is (a)_____ first (b)_____.

2. Listen to the *Dialogs*. Write in the correct letter.

Example: Where is the (b)

1. It's _____
2. I don't see the _____
3. The stairs are _____
4. Yes! Turn _____
5. I'm really _____
6. Let's _____

- a. downstairs
- b. lunchroom
- c. hungry
- d. hurry
- e. behind you
- f. around
- g. stairs

3. Answer these questions.

1. What's your name? _____
2. How old are you? _____
3. What grade are you in? _____

EXERCISES

Exercise C

Write in the correct answer.

book	bookbag	chair	desk
pen	pencil	stairs	window

Example:



a door

1.



a _____

2.



3.



a _____

4.



a _____

5.



a _____

6.



a _____

7.



a _____

8.



a _____

EXERCISES

Exercise D

Write in the correct answer.

Here are	brother	father	grandfather	grandparents
Here is	sister	mother	grandmother	school

Example:



Here are Jeff and Diana.

1.



This is their_____.

2.



This is their_____.

3.



These are their_____.

4.



This is their_____.

5.



These are their_____.

6.



This is their_____.

7.



Jeff is Diana's_____.

8.



She is Jeff's_____.

EXERCISES

Exercise E

Write in the correct answer.

across from
near

behind
next to

closed
teacher

down
This is

in front of
up

Example:



This is an orange.

1.



The boy is _____ the girl.

2.



The library is _____ the music room.

3.



The music room is _____ the lunchroom.

4.



The chair is _____ the window.

5.



The boy is going _____ the stairs.

6.



The boy is going _____ the stairs.

7.



This window is _____.

8.



This woman is a _____.

EXERCISES

Exercise F

Write in the names of the numbers 1~10.

one	two	three	four	five
six	seven	eight	nine	ten

1 one one 2

3 4

5 6

7 8

9 10

My Writing

This image shows a blank sheet of white paper with horizontal ruling lines. A single vertical line runs down the left side, creating a margin. The paper is otherwise empty, with no text or markings.

EXERCISES

Exercise A

1. Write the correct word in the blank.

across	at	behind	in
near	next	on	sitting

1. They are _____ near a window.
2. They are sitting _____ a table.
3. The table is _____ the window.
4. Jeff is sitting _____ from Tom.
5. His sister is _____ his right.



2. Circle the correct word.

Example: Sally (is) / are 9 years old.

1. Today Sally is / are going to eat noodles.
2. She doesn't / don't like hot dogs.
3. Diana is going eat / to eat noodles too.
4. She really like / likes noodles.
5. Tom doesn't / isn't going to eat noodles.

EXERCISES

Exercise B

1. Listen to the *Dialogs*. Write in the correct words.

Example: Where can we sit?

1. We (a)_____ sit (b)_____ there.
2. What (a)_____ you (b)_____ to eat?
3. I'd (a)_____ a hot dog and a banana. What do you want?
4. I'd like (a)_____ noodles. I (b)_____ like noodles
5. I (a)_____ like hot dogs. I'll (b)_____ noodles (c)_____.

2. Listen to the *Dialogs*. Write in the correct letter.

Example: What's the (b)

1. My stomach _____
2. Don't _____
3. You ate too _____
4. No, I _____
5. Yes, you _____
6. I'm feeling _____

- a. hurts.
- b. matter?
- c. much.
- d. did.
- e. didn't.
- f. better.
- g. worry.
- h. ate.

3. Answer these questions.


1. What are you going to eat for lunch? _____
2. What did you eat for lunch yesterday? _____
3. Where do you eat lunch? _____









EXERCISES

Exercise C

1. Write in correct answer.

above	behind	in front of	in line
inside	next to	on	under

Example:  The window is below the clock.

1.  The ball is _____ the computer.
2.  The ball is _____ the table.
3.  The book is _____ the table.
4.  The pencil is _____ the circle.
5.  The ball is _____ the computer.
6.  The book is _____ the table.
7.  The pencil is _____ the pen.
8.  He is standing _____.

2. Circle the correct word.

Example: The green book is inside under the table .

1. The pencil is *inside* / *in line* the circle.
2. The apple is *between* / *inside* the books.
3. They are standing *in* / *at* line.
4. The window is *below* / *on* the clock.

EXERCISES

Exercise D

1. Write in the correct answer.

behind	down	from	in front	of
on	over	to	under	up

Example:



The book is under the table.



1. Go _____ the door.




2. Come _____ the door.



3. Go _____ the stairs.




4. Go _____ the stairs.



5. He's _____ the girl.



6. Put _____ your hand.



7. She's _____ this side of the table.



8. She's _____ of the boy.

2. Circle the correct word.

Example: Draw a map name.

1. He is walking *away* / *up* the stairs.
2. The girl is on the *another* / *other* side of the table.
3. They are walking *away* / *down* from the door.
4. The door is in *behind* / *front* of them.

EXERCISES

Exercise E

Fill in the blanks with the correct letters.


A a B b C c D d E e F f G g H h

Example:



This is an apple.

1.



Here are six e _ _ s.

2.



This is the number _ ive.

3.



This _ oor is open.

4.



_ anger! Please _ e careful!

5.



We _ ave two _ ars.

6.



This is an _ ce.

7.



This _ oy is a student.

8.



This is a _ omputer.

9.



Here is _ frica.

10.



These are _ olors.

11.



This is a _ ym.

12.



This is a _ ospital.

EXERCISES

Exercise F

Write in the names of the numbers 11~20.

eleven	twelve	thirteen	fourteen	fifteen
sixteen	seventeen	eighteen	nineteen	twenty

11 eleven _____ 12 _____

13 _____ 14 _____

15 _____ 16 _____

17 _____ 18 _____

19 _____ 20 _____

My Writing

A large rectangular box with a black border, containing 18 horizontal lines for writing. The lines are evenly spaced and extend across most of the width of the box. In the bottom right corner, there is a small, stylized decorative element that looks like a corner fold or a small graphic.

EXERCISES

Exercise A

1. Write the correct word in the blank.

across	away	back	behind
inside	middle	on	standing

- The volleyball court is _____ the gym.
- The volleyball net is in the _____ of the court.
- Tom and Jeff are _____ near the net.
- Sally and Diana are in the _____.
- They are standing _____ from the net.



2. Circle the correct word.

Example: Sally (is) are 9 years old.

- Diana and Sally are standing *in / on* the back.
- Sally served the ball *above / over* the net.
- The ball hit Jeff *on / to* his head.
- There's a basketball court *at / on* the 2nd floor.
- The kids can go swimming *in / to* the swimming pool.

EXERCISES

Exercise B

1. Listen to the *Dialog*. Write in the correct words.

Example: We can climb on the bars!

1. No, I (a)_____ to climb (b)_____.
2. We _____ volleyball!

3. Stand at_____.
4. You're (a)_____. You (b)_____ in the (c)_____,
near the net.
5. Alright. (a)_____ stand (b)_____.

2. Listen to the *Dialogs*. Write in the correct letter.

Example: Can we play (b)

1. OK. You _____
2. What about _____
3. Is everyone _____
4. I'm going _____
5. Is it _____
6. I didn't _____

- a. see it.
- b. too?
- c. my turn?
- d. can play.
- e. me?
- f. ready?
- g. to serve.

3. Answer these questions.

1. Are you tall? _____
2. Can you play volleyball? _____
3. Do you like to play volleyball? _____

EXERCISES

Exercise C

1. Write in the correct answer.

clock	closed	large	long
open	map	ruler	short

Example:



a little chair

1.



It's a _____.

2.



a _____

3.



a _____

4.



a _____ door

5.



a _____ pencil

6.



an _____ book

7.



a _____ window

8.



a _____ pencil

2. Circle the correct word.

Example: Draw a map / name.

1. Please open your *book* / *pencil*.

2. It's a *small* / *short* window.

3. The *door* / *ruler* is closed.

4. The pencil is *short* / *tall*.

EXERCISES

Exercise D

1. Write the correct answer in the blank.

climbing
playing

crossing
running

looking at
looking out

swinging
sliding

Example:



He is coming from the door.

1.



He is _____ a clock.

2.



She is _____
the window.

3.



This girl is _____
hopscotch.

4.



This boy is _____ on
the bars.

5.



These boys are _____
around a track.

6.



These girls are _____
on the swings.

7.



They are _____ a
street.

8.



This girl is _____
down the slide.

2. Circle the correct word.

Example: He is walking up / walking through the stairs.

1. She is *coming out* / *come out* of a room.
2. He is *looking at* / *looking out* a clock.
3. She is *running around* / *running in* a track.
4. He is *coming from* / *going into* the door.
5. He is *sitting on* / *sitting under* a bench.

EXERCISES

Exercise E

Fill in the blanks with the correct letter.

I i J j K k L l M m N n O o P p

Example:



This is an apple.



These are ____eys.



The __ ight is __ ff.



exico is a country.



__taly is a country in Europe.



____apan is in Asia.



____ndia is a country __ n Asia.



This is an ____range.



People study ____n __ ibraries.



We have two ____idneys.



Turn ____eft!



This door is ____pen.



He __ ikes __ usic.

EXERCISES

Exercise F

Write in the names of the numbers 0~100.

zero	ten	twenty	thirty	forty
fifty	sixty	seventy	eighty	ninety
		one hundred		

0 zero _____ 10 _____

20 _____ 30 _____

40 _____ 50 _____

60 _____ 70 _____

80 _____ 90 _____

100 _____

My Writing


A large rectangular box with a black border, containing 18 horizontal lines for writing. The lines are evenly spaced and extend across the width of the box. The bottom right corner of the box features a decorative cutout, resembling a small notch or a stylized corner.


EXERCISES

Exercise A

1. Write the correct word in the blank.

back	behind	farthest	floor
her row	his row	nearest	rows

1.  Their classroom is on the second_____.

2.  There are four_____of desks and chairs.

3. Diana sits in the front of_____.

4. Tom sits in the_____of his row.

5. The fourth row is_____from the door.



2. Circle the correct word.

Example: Sally (is)are 9 years old.

- Class begins at 8:00 *in / on* the morning.
- They study arithmetic *for / until* 9:50.
- Class begins again *at / on* 10:05.
- At 10:45 they have *another / other* break.
- Class ends *at / until* 3:15.

EXERCISES

Exercise B

1. Listen to the *Dialog*. Write in the correct words.

Example: What are you doing?

1. Hi. I'm (a) _____ my coat. I (b) _____ find it.
2. What color _____?

3. Oh! I (a) _____ I see it. There's a light brown coat (b) _____.
4. Where? I _____ it.
5. It's in the back _____, on Sally's chair.

2. Listen to the *Dialogs*. Write in the correct letter.

Example: What are you (b)

1. I think I _____
2. Do you see it _____
3. Let's go _____
4. Is that _____
5. I think you _____
6. You're _____

- a. welcome.
- b. doing?
- c. get it.
- d. now?
- e. dropped it.
- f. see it.
- g. your coat?

3. Answer these questions.

1. Do you like music? _____
2. What's your favorite food? _____
3. What sports do you like? _____

EXERCISES

Exercise C

1. Write the correct answer in the blank.


boots
hat


coat
scarves


dresses
shirt


gloves
sweater


1.  Here is a dark brown _____.

2.  People wear _____ around their neck.


3.  You wear _____ on your hands.

4.  These _____ are light green.

5.  You wear a _____ on your head.

6.  Here is a yellow _____.

7.  This is a red _____.

8.  You can buy _____ in this store.

2. Circle the correct word.

Example: He is walking up / walking through the stairs.

1. She is *coming out* / *come out* of a room.
2. He is *looking at* / *looking out* a clock.
3. She is *running around* / *running in* a track.
4. He is *coming from* / *going into* the door.
5. He is *sitting on* / *sitting under* a bench.

EXERCISES

Exercise D

1. Write the correct answer in the blank.

close
open

closing
sitting

getting
opening

looking
walking



He is _____ up from
chair.




He is _____ down. the



He is _____ the book.



He is _____ the book.



Please _____ the door.



Please _____ the door.



He is _____ on a bench. 8.



He is _____ through
the door.

2. Circle the correct word.

Example: He is walking up / walking through the stairs.

1. Please *sit* / *sitting* on the chair.
2. Please *close* / *closed* the door.
3. He is *getting up* / *stand up* from the chair.
4. He is *looking at* / *looking for* his coat.
5. He is *sitting on* / *sitting under* a bench.

EXERCISES

Exercise E

Write in the correct time.

eleven-thirty

four-ten

four-thirty

nine-fifty

six-fifteen

six thirty

seven-fifty

three-fifteen

ten-five

twelve-fifty

Example:



It is one o'clock.

1.



It is _____.

2.



It is _____.

3.



It is _____.

4.



It is _____.

5.



It is _____.

6.



It is _____.

7.



It is _____.

8.



It is _____.

9.



It is _____.

10.



It is _____.

EXERCISES

Exercise F

Fill in the blanks with the correct letter.

Q q R r S s T t U u V v W w

Example:



This is a violin.

1.



A quarter is 25 cents.

2.



This boy is ad.

3.



Turn right!

4.



This is the numbe 7 even.

5.



He reads many books.

6.



We have ten toes.

7.



This woman is a queen.

8.



Singapore is in A sia.

9.




This number is twen ty.

10.



This is a question mark.

11.



West is the opposite of east.

12.



A wEEK has 7 even days.

My Writing

A large rectangular box with a black border, containing horizontal lines for writing. The lines are evenly spaced and cover most of the box's interior. There is a small decorative flourish in the bottom right corner of the box.